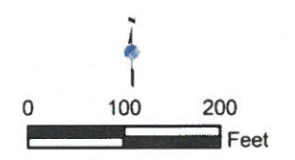


South Fork Sewer District

Two Mile Gulch - South



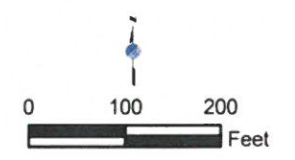
Legend

- Lift Stations
 - Manhole
 - Cleanout
 - Valve
 - Non-district Manhole
 - Septic Tanks
 - Town Boundaries
 - Service Connections
 - Non-district Lines
 - Effluent Lines
- Pressure Lines**
- 2 inch
 - 4 inch
 - 10 inch
 - Unknown size
- Gravity Lines**
- 4 inch
 - 6 inch
 - 8 inch
 - 10 inch
 - 12 inch
 - 15 inch
 - 18 inch
 - 21 inch
 - 24 inch
 - 30 inch
 - Unknown size



South Fork Sewer District

Two Mile Gulch - Central



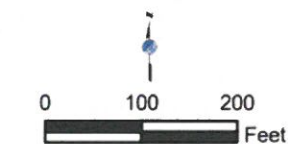
Legend

- Lift Stations
 - Manhole
 - Cleanout
 - Valve
 - Non-district Manhole
 - Septic Tanks
 - Town Boundaries
 - Service Connections
 - Non-district Lines
 - Effluent Lines
- Pressure Lines**
- 2 inch
 - 4 inch
 - 10 inch
 - Unknown size
- Gravity Lines**
- 4 inch
 - 6 inch
 - 8 inch
 - 10 inch
 - 12 inch
 - 15 inch
 - 18 inch
 - 21 inch
 - 24 inch
 - 30 inch
 - Unknown size



South Fork Sewer District

Two Mile Gulch - North



Legend

- Lift Stations
 - Manhole
 - Cleanout
 - Valve
 - Non-district Manhole
 - Septic Tanks
 - Town Boundaries
 - Service Connections
 - Non-district Lines
 - Effluent Lines
- Pressure Lines**
- 2 inch
 - 4 inch
 - 10 inch
 - Unknown size
- Gravity Lines**
- 4 inch
 - 6 inch
 - 8 inch
 - 10 inch
 - 12 inch
 - 15 inch
 - 18 inch
 - 21 inch
 - 24 inch
 - 30 inch
 - Unknown size

