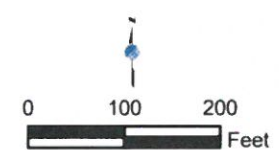


# South Fork Sewer District

## Ross Gulch



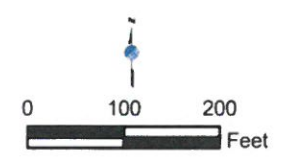
### Legend

- Lift Stations
  - Manhole
  - Cleanout
  - Valve
  - Non-district Manhole
  - Septic Tanks
  - Town Boundaries
  - Service Connections
  - Non-district Lines
  - Effluent Lines
- Pressure Lines**
- 2 inch
  - 4 inch
  - 10 inch
  - Unknown size
- Gravity Lines**
- 4 inch
  - 6 inch
  - 8 inch
  - 10 inch
  - 12 inch
  - 15 inch
  - 18 inch
  - 21 inch
  - 24 inch
  - 30 inch
  - Unknown size



# South Fork Sewer District

## Silver Valley Loop



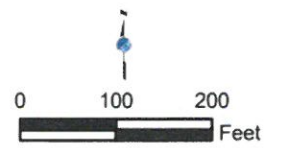
### Legend

- Lift Stations
  - Manhole
  - Cleanout
  - Valve
  - Non-district Manhole
  - Septic Tanks
  - Town Boundaries
  - Service Connections
  - Non-district Lines
  - Effluent Lines
- Pressure Lines**
- 2 inch
  - 4 inch
  - 10 inch
  - Unknown size
- Gravity Lines**
- 4 inch
  - 6 inch
  - 8 inch
  - 10 inch
  - 12 inch
  - 15 inch
  - 18 inch
  - 21 inch
  - 24 inch
  - 30 inch
  - Unknown size



# South Fork Sewer District

## Montgomery Creek



### Legend

- Lift Stations
  - Manhole
  - Cleanout
  - Valve
  - Non-district Manhole
  - Septic Tanks
  - Town Boundaries
  - Service Connections
  - Non-district Lines
  - Effluent Lines
- Pressure Lines**
- 2 inch
  - 4 inch
  - 10 inch
  - Unknown size
- Gravity Lines**
- 4 inch
  - 6 inch
  - 8 inch
  - 10 inch
  - 12 inch
  - 15 inch
  - 18 inch
  - 21 inch
  - 24 inch
  - 30 inch
  - Unknown size

