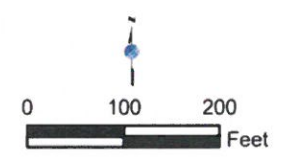


# South Fork Sewer District

## County Transfer Station



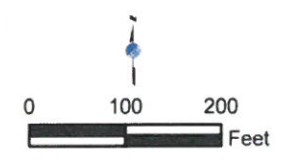
### Legend

- Lift Stations
  - Manhole
  - Cleanout
  - Valve
  - Non-district Manhole
  - Septic Tanks
  - Town Boundaries
  - Service Connections
  - Non-district Lines
  - Effluent Lines
- ### Pressure Lines
- 2 inch
  - 4 inch
  - 10 inch
  - Unknown size
- ### Gravity Lines
- 4 inch
  - 6 inch
  - 8 inch
  - 10 inch
  - 12 inch
  - 15 inch
  - 18 inch
  - 21 inch
  - 24 inch
  - 30 inch
  - Unknown size



# South Fork Sewer District

## Deer Lane and Elk Creek



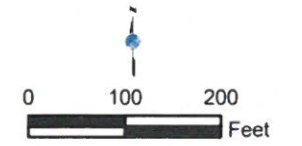
### Legend

- Lift Stations
- Manhole
- Cleanout
- Valve
- Non-district Manhole
- Septic Tanks
- Town Boundaries
- Service Connections
- Non-district Lines
- Effluent Lines
- Pressure Lines**
- 2 inch
- 4 inch
- 10 inch
- Unknown size
- Gravity Lines**
- 4 inch
- 6 inch
- 8 inch
- 10 inch
- 12 inch
- 15 inch
- 18 inch
- 21 inch
- 24 inch
- 30 inch
- Unknown size



# South Fork Sewer District

## Interceptor and Elk Creek



### Legend

- Lift Stations
  - Manhole
  - Cleanout
  - Valve
  - Non-district Manhole
  - Septic Tanks
  - Town Boundaries
  - Service Connections
  - Non-district Lines
  - Effluent Lines
- Pressure Lines**
- 2 inch
  - 4 inch
  - 10 inch
  - Unknown size
- Gravity Lines**
- 4 inch
  - 6 inch
  - 8 inch
  - 10 inch
  - 12 inch
  - 15 inch
  - 18 inch
  - 21 inch
  - 24 inch
  - 30 inch
  - Unknown size

